

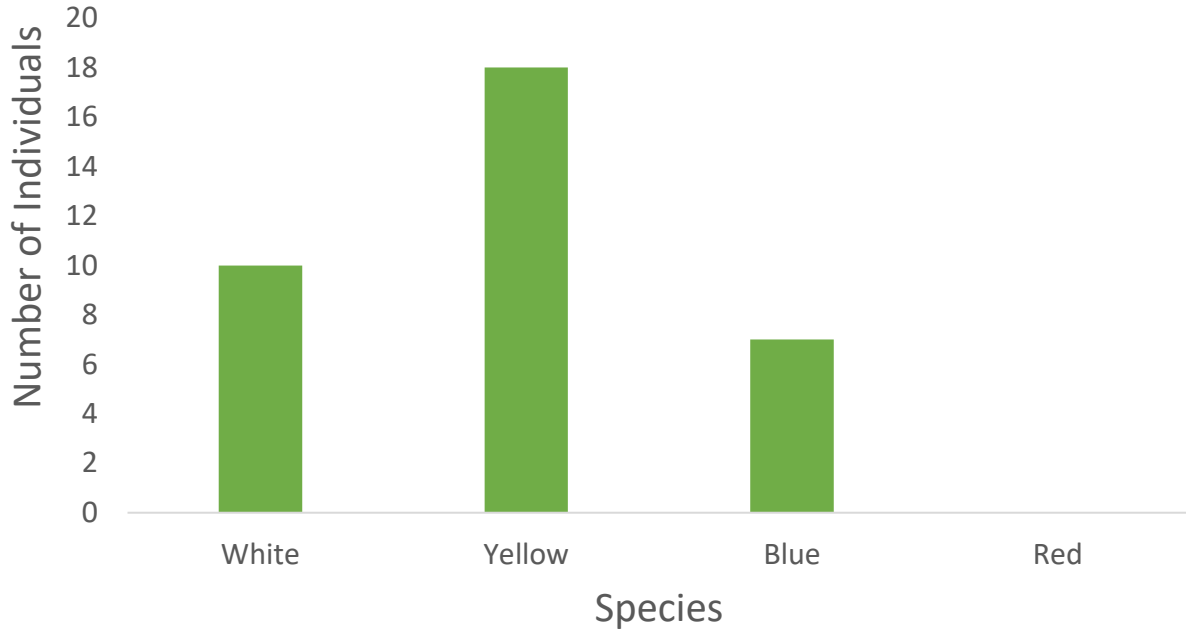
Phinizy Center for Water Sciences
Population Data Sheet

Sample #1	<u>Population Size</u>	<u>% of Total</u>
# Species White	__10__	__28.6__%
# Species Yellow	__18__	__51.4__%
# Species Blue	__7__	__20__%
# Species Red	__0__	__0__%
TOTAL	__35__	100%

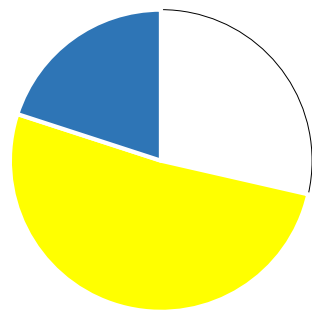
Sample #2	<u>Population Size</u>	<u>% of Total</u>
# Species White	__19__	__48.7__%
# Species Yellow	__3__	__7.7__%
# Species Blue	__10__	__25.6__%
# Species Red	__7__	__17.9__%
TOTAL	__39__	100%

Sample #3	<u>Population Size</u>	<u>% of Total</u>
# Species White	__13__	__25__%
# Species Yellow	__12__	__23.1__%
# Species Blue	__11__	__21.2__%
# Species Red	__16__	__30.8__%
TOTAL	__52__	100%

The Number of Individuals per Species in Sample 1

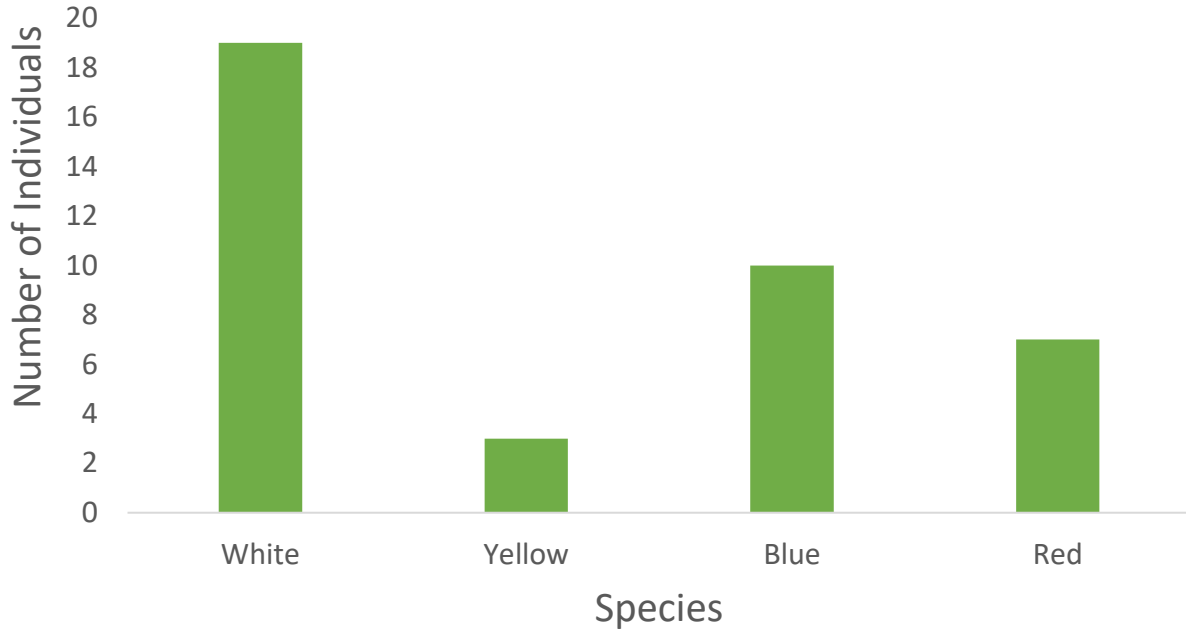


The Percentage of each Species in Sample 1

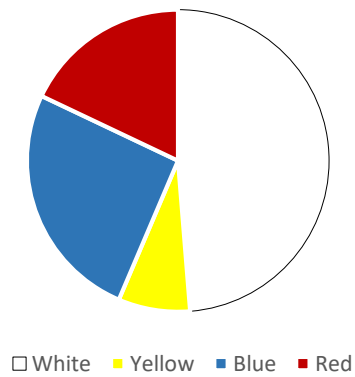


□ White ■ Yellow ■ Blue ■ Red

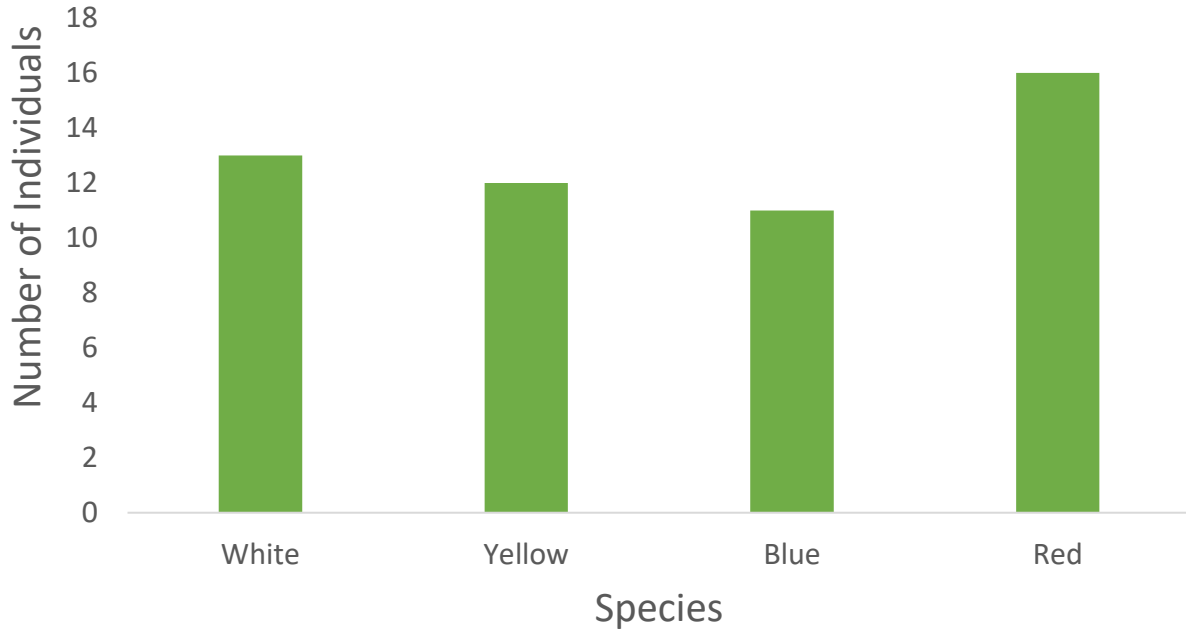
The Number of Individuals per Species in Sample 2



The Percentage of each Species in Sample 2



The Number of Individuals per Species in Sample 3



The Percentage of each Species in Sample 3

